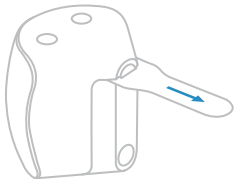


I N S T E O N<sup>®</sup>

## Getting Started with Insteon Motion Sensor

- 1 Remove the battery pull tab.



- 2 Follow the on-screen instructions in the Insteon app to add Motion Sensor.

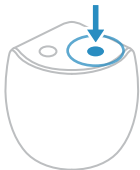


- 3 When prompted, press and hold the set button until Motion Sensor beeps.



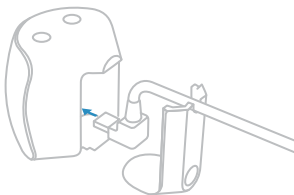
For more documentation, visit:  
[insteon.com/get-started-2844-222](http://insteon.com/get-started-2844-222)

Tap the Motion button to enable or  
disable motion detection

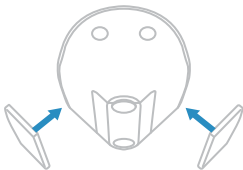


 Enabled  Disabled

Optional  
Micro USB power



Use the reusable mounting  
strips for corner placement



Use the flexible mount for  
precise positioning

